







| | INTERS A | Blier 25 & 26 / 05 | | | | Hautrage 13 & 14 / 07 | | | | Nieuwpoort 12 & 13/10 | | | | | |
|-------|----------------------|--------------------|----|---|---|-----------------------|---|---|---|-----------------------|----|----|----|------|---|
| Place | 2013 | 1 | 2 | 3 | 4 | 5 | 6 | 7 | 8 | 9 | 10 | 11 | 12 | pts | |
| 1 | LACROIX Gilles | 8 | 3 | 3 | 2 | 2 | 1 | 4 | 6 | 2 | 2 | 3 | | 36,0 | |
| 2 | BERTEYN Andy | 1 | 1 | 1 | 5 | 6 | 3 | 3 | 2 | 6 | 5 | 6 | | 39,0 | |
| 3 | DUQUESNE Geoffrey | 4 | 5 | 1 | 4 | 1 | 2 | 2 | 3 | 4 | 4 | 10 | | 40,0 | Official Belgium Team equipment |
| 4 | SLEGERS Hans | 2 | 4 | 4 | 7 | 7 | 3 | 3 | 1 | 2 | 6 | 3 | | 42,0 | |
| 5 | HUTS Kristof | 3 | 2 | 3 | 2 | 4 | 8 | 7 | 7 | 1 | 2 | 5 | | 44,0 | |
| 6 | VOOSE Laurent | 4 | 7 | 8 | 6 | 7 | 4 | 2 | 3 | 5 | 1 | 2 | | 49,0 | |
| 7 | JACOBS Geert | 8 | 5 | 8 | 1 | 1 | 5 | 1 | 5 | 8 | 4 | 5 | | 51,0 | |
| 8 | CLEMENTZ Jean-Claude | 7 | 1 | 4 | 9 | 2 | 2 | 4 | 2 | 7 | 9 | 4 | | 51,0 | |
| 9 | DI VENTI Eric | 2 | 4 | 7 | 3 | 3 | 6 | 9 | 1 | 9 | 1 | 7 | | 52,0 |  |
| 10 | NULLENS Guido | 1 | 2 | 5 | 7 | 8 | 7 | 1 | 8 | 7 | 9 | 2 | | 57,0 |  |
| 11 | THIJS Luc | 5 | 8 | 2 | 4 | 5 | 5 | 6 | 6 | 8 | 8 | 4 | | 61,0 | |
| 12 | ELSEN Valere | 3 | 8 | 6 | 3 | 8 | 8 | 8 | 4 | 4 | 8 | 1 | | 61,0 |  |
| 13 | DENOZ John | 6 | 6 | 6 | 8 | 3 | 6 | 6 | 7 | 6 | 6 | 1 | | 61,0 | |
| 14 | DE CLERCK Claude | 5 | 6 | 5 | 5 | 9 | 1 | 9 | 5 | 3 | 7 | 7 | | 62,0 |  |
| 15 | LEGA Alain | 6 | 10 | 2 | 9 | 5 | 4 | 7 | 8 | 1 | 3 | 8 | | 63,0 |  |
| 16 | BARDOEL Gunther | 7 | 9 | 9 | 6 | 4 | 9 | 5 | 4 | 9 | 5 | 6 | | 73,0 |  |
| 17 | HELSEN Bart | 9 | 3 | 7 | 8 | 6 | 7 | 5 | 9 | | | | 21 | 75,0 | |
| 18 | BEKAERT Benoît | 9 | 7 | 9 | 1 | 9 | 9 | 8 | 9 | 5 | 3 | 10 | | 79,0 | |

| | INTERS B | Blier 25 & 26/05 | | | | Hautrage 13 & 14/07 | | | | Nieuwpoort 12 & 13 /10 | | | | | |
|-------|------------------------|------------------|---|-----|---|---------------------|-----|-----|----|------------------------|----|----|----|------|-----------|
| Place | 2013 | 1 | 2 | 3 | 4 | 5 | 6 | 7 | 8 | 9 | 10 | 11 | 12 | pts | |
| 1 | LAMBERT Dominique | 3 | 1 | 3 | 6 | 2 | 7 | 8 | 4 | 1 | 1 | 1 | | 37,0 | A 2014 |
| 2 | NAULAERTS Yves | 2 | 2 | 7 | 1 | 6 | 6 | 1 | 1 | 6 | 4 | 2 | | 38,0 | A 2014 |
| 3 | DEPAGE Kim | 7 | 3 | 8,5 | 9 | 1 | 3 | 3 | 2 | 3 | 3 | 2 | | 44,5 | A 2014 |
| 4 | GERCKENS Jean-François | 5 | 2 | 1 | 2 | 4 | 4,5 | 4,5 | 7 | 5 | 6 | 4 | | 45,0 | A 2014 |
| 5 | WAUTERS Cédric | 9 | 7 | 2 | 3 | 7 | 4 | 6 | 5 | 1 | 2 | 4 | | 50,0 | |
| 6 | DE ROOSE Jérôme | 6 | 3 | 1 | 7 | 7 | 2 | 4,5 | 5 | 4 | 7 | 5 | | 51,5 | |
| 7 | QOTB Alexandre | 2 | 4 | 7 | 5 | 8 | 4,5 | 9 | 3 | 5 | 4 | 1 | | 52,5 | |
| 9 | SCHOUCKENS Eric | 1 | 8 | 4 | 4 | 2 | 3 | 7 | 7 | 4 | 7 | 7 | | 54,0 | |
| 8 | SCIEUR Steeve | 8 | 9 | 2 | 3 | 8 | 2 | 7 | 1 | 3 | 8 | 3 | | 54,0 | |
| 10 | VERBRUGGEN Jan | 4 | 1 | 8,5 | 2 | 9 | 8 | 6 | 9 | 2 | 2 | 5 | | 56,5 | 1 penalty |
| 11 | DORVILLERS Léon | 7 | 6 | 4 | 2 | 3 | 1 | 9 | 3 | 8 | 8 | 7 | | 58,0 | |
| 12 | VUITS Timothy | 4 | 8 | 5 | 9 | 5 | 7 | 8 | 4 | 2 | 1 | 6 | | 59,0 | |
| 13 | CORNET Raphaël | 3 | 6 | 3 | 5 | 9 | 9 | 3 | 2 | 7 | 5 | 8 | | 60,0 | |
| 14 | FISSIAUX Marcel. | 6 | 5 | 8 | 8 | 3 | 8 | 2 | 6 | 8 | 3 | 3 | | 60,0 | |
| 15 | GAMBERALE Andy | 5 | 9 | 6 | 6 | 5 | 1 | 4,5 | 6 | 6 | 6 | 8 | | 62,5 | V |
| 16 | TITTAFFERRANTE Nicolas | 9 | 4 | 6 | 8 | 4 | 5 | 1 | 8 | 7 | 5 | 6 | | 63,0 | V |
| 17 | LIENARD Marc | 8 | 7 | 9 | 4 | 6 | 9 | 4,5 | 8 | 10 | 10 | 10 | 10 | 95,5 | X |
| 18 | WITTEBOL Eric | 1 | 5 | 5 | 7 | 10 | 10 | 10 | 10 | 10 | 10 | 10 | 10 | 98,0 | X |