



12th Feeder Fishing World Championship for Nations Canal DTD Kajtasovo - Bela Crkva

Date 09-07-2023

Organization Serbian Federation

TEAM FINAL RANKING

Ranking	Nation		Penalties (Total)	Weight (Total g)	Weight (g) (Best leg)	Penalties (1st leg-2nd leg)	Penalties (Anglers)
1	Hungary		32	32.920	16.490	19 - 13	1-8-1-7-2 3-4-1-1-4
2	Netherlands		36	32.550	18.530	15 - 21	2-1-4-1-7 6-5-5-3-2
3	England		38	32.240	18.300	14 - 24	2-1-6-2-3 5-4-7-3-5
4	Poland		47	30.020	17.460	21 - 26	1-4-8-3-5 12-6-4-2-2
5	Germany		50	31.730	18.730	24 - 26	4-9-1-8-2 1-2-9-7-7
6	Latvia		50	29.560	15.520	30 - 20	4-10-11-4-1 8-3-1-5-3
7	Belgium		54	29.590	16.550	26 - 28	9-12-3-1-1 1-6-13-5-3
8	Czech Republic		55	26.580	13.540	36 - 19	14-3-8-3-8 3-9-2-1-4
9	Ireland		57	26.140	15.910	20 - 37	5-3-7-2-3 6-8-3-11-9
10	Estonia		59	27.240	14.650	32 - 27	13-4-2-6-7 5-3-4-9-6
11	Spain		63	26.520	13.720	33 - 30	6-2-13-6-6 2-10-3-14-1
12	Austria		68,5	25.350	13.380	38,5 - 30	8-6-3-13,5-8 2-10-6-6-6

Owned FIP Sed	Time 16:32:40	President of Jury Boskovic Dragan
---------------	------------------	--------------------------------------

Ranking	Nation		Penalties (Total)	Weight (Total g)	Weight (g) (Best leg)	Penalties (1st leg-2nd leg)	Penalties (Anglers)
13	Bulgaria		72	22.210	13.840	26 - 46	3-11-4-4-4 7-12-6-10-11
14	Serbia		74	21.920	11.200	37 - 37	7-12-5-7-6 9-2-8-8-10
15	France		76	24.540	12.820	38 - 38	5-5-5-11-12 11-1-10-11-5
16	Moldova		79	22.430	11.490	43 - 36	6-7-7-12-11 8-7-8-2-11
17	Romania		79	21.690	12.210	41 - 38	11-2-9-14-5 4-5-11-4-14
18	Slovakia		87	20.280	10.320	47 - 40	9-13-6-9-10 7-8-9-8-8
19	Italy		95	19.550	11.170	48 - 47	10-11-12-5-10 9-11-2-13-12
20	Portugal		98	17.840	9.250	55 - 43	14-7-12-13-9 4-12-12-7-8
21	Sweden		100	18.940	9.990	50 - 50	12-8-11-5-14 13-13-10-4-10
22	South Africa		100	17.100	9.200	55 - 45	11,5-6-10-13,5-14 10-7-7-12-9
23	Georgia		106,5	16.430	9.050	55,5 - 51	11,5-10-10-12-12 11-14-5-14-7
24	Kazakhstan		108	16.490	9.200	51 - 57	10-5-14-11-11 12-13-12-6-14
25	Croatia		109,5	16.330	11.170	46 - 63,5	3-13-9-8-13 13-14-14-9,5-13
26	Lithuania		113,5	14.280	8.100	54 - 59,5	8-14-13-10-9 14-11-13-9,5-12
27	Bosnia and Herzegovina		123	13.950	7.810	64 - 59	13-14-14-10-13 10-9-14-13-13

Owned FIP Sed	Time 16:32:40	President of Jury Boskovic Dragan
---------------	------------------	--------------------------------------



12th Feeder Fishing World Championship for Nations

Canal DTD Kajtasovo - Bela Crkva

INDIVIDUAL FINAL RANKING

Date 09-07-2023

Organization Serbian Federation

Ranking	Angler	Nation		Legs played	Penalties (Total)	Weight (Total g)	Weight (Best)	Pegs Sum	Penalties (1st leg-2nd leg)
1	Frederick Wouters	Belgium		2	2	9.460	5.070	2	1 - 1
2	Krišjānis Lisovskis	Latvia		2	2	8.170	5.600	8	1 - 1
3	Felix Scheuermann	Germany		2	3	9.940	7.140	22	1 - 2
4	Remigiusz Zielonka	Poland		2	3	9.690	5.340	8	1 - 2
5	Péter Bakó	Hungary		2	3	8.100	4.160	9	2 - 1
6	Ramon Ansing	Netherlands		2	4	7.820	4.540	18	2 - 2
7	Robert William Wootton	England		2	4	7.690	3.960	12	1 - 3
8	Attila Csaba Erdei	Hungary		2	4	7.610	4.590	5	1 - 3
9	Mátyás Sivák	Hungary		2	5	7.400	3.820	18	1 - 4
10	Thorsten Küsters	Germany		2	5	6.590	3.590	7	4 - 1
11	Petr Klásek	Czech Republic		2	5	5.160	3.100	19	3 - 2
12	Alvaro Sanchez	Spain		2	5	5.070	3.110	14	2 - 3
13	Benny Mertens	Belgium		2	6	7.350	3.890	13	3 - 3
14	Jan Willem Plekkenpol	Netherlands		2	6	7.280	4.690	8	1 - 5
15	Martin Arm	Estonia		2	6	6.570	4.420	3	2 - 4
16	David John William Freeman	England		2	6	6.400	3.480	13	2 - 4

Owned FIP Sed



Time
16:28:43

President of Jury
Boskovic Dragan

Ranking	Angler	Nation		Legs played	Penalties (Total)	Weight (Total g)	Weight (Best)	Pegs Sum	Penalties (1st leg-2nd leg)
17	Sorin Iovescu	Romania		2	6	6.080	3.430	21	2 - 4
18	Fabien Audouard Combe	France		2	6	5.770	3.230	28	5 - 1
19	Frank Van Der Schaft	Netherlands		2	6	5.550	4.040	25	1 - 5
20	Marcin Kurzepa	Poland		2	6	5.120	2.910	11	4 - 2
21	Roberto Rodriguez	Spain		2	7	8.210	4.870	20	6 - 1
22	Lee Kerry	England		2	7	6.760	3.720	4	2 - 5
23	Raitis Kozlovskis	Latvia		2	7	6.600	3.600	12	4 - 3
24	Jan Zavřel	Czech Republic		2	7	6.460	3.480	9	3 - 4
25	Martijn Kroes	Netherlands		2	7	6.070	3.360	10	4 - 3
26	Andrea Canaccini	Italy		2	7	5.810	2.910	15	5 - 2
27	Niks Feldmanis	Latvia		2	7	5.610	2.980	6	4 - 3
28	Nenad Petronijević	Serbia		2	7	5.570	3.100	6	5 - 2
29	Michael Buchwalder	Ireland		2	8	6.750	4.350	14	2 - 6
30	Jose María Macías	Spain		2	8	6.310	3.580	9	6 - 2
31	Jürgen Ihm	Austria		2	8	5.970	3.490	15	6 - 2
32	Vladimír Pírău	Moldova		2	9	6.470	3.760	10	7 - 2
33	Roman Weninger	Austria		2	9	6.400	4.370	27	3 - 6
34	Marcin Kostera	Poland		2	9	6.270	4.090	24	3 - 6
35	Petr Daniš	Czech Republic		2	9	5.960	3.290	9	8 - 1
36	Sergei Lagoda	Estonia		2	9	5.550	2.820	25	6 - 3
37	Janusz Lange	Poland		2	9	5.360	3.580	18	5 - 4

Owned FIP Sed







Time
16:28:44

President of Jury
Boskovic Dragan

Ranking	Angler	Nation		Legs played	Penalties (Total)	Weight (Total g)	Weight (Best)	Pegs Sum	Penalties (1st leg-2nd leg)
38	Tamás Walter	Hungary		2	9	4.890	3.040	10	8 - 1
39	Andrei Nusratov	Estonia		2	10	5.870	2.980	19	4 - 6
40	Adam Wakelin	England		2	10	5.660	4.110	9	3 - 7
41	Lucian Fiat	Romania		2	10	5.550	3.500	6	5 - 5
42	Ludmil Kirilov	Bulgaria		2	10	5.200	3.780	20	4 - 6
43	Charlie Richards	Ireland		2	10	4.460	2.300	20	7 - 3
44	Jakub Šabata	Czech Republic		2	11	6.220	3.110	10	8 - 3
45	Steven Ringer	England		2	11	5.730	3.030	25	6 - 5
46	Jens Koschnick	Germany		2	11	5.580	4.340	25	2 - 9
47	Jordan Hall	Ireland		2	11	5.520	3.880	18	3 - 8
48	Slavcho Petrov	Bulgaria		2	11	5.250	2.940	6	4 - 7
49	Roger Bengtsson	Sweden		2	12	5.520	3.450	11	8 - 4
50	Yury Fedorov	Estonia		2	12	5.390	2.720	14	7 - 5
51	Johnny Mc Kinley	Ireland		2	12	4.990	2.520	5	3 - 9
52	Marijan Bakula	Croatia		2	12,5	4.650	3.040	25	3 - 9,5
53	Danny Van Den Ende	Netherlands		2	13	5.830	3.160	15	7 - 6
54	Tsvetomir Petrov	Bulgaria		2	13	4.690	2.970	9	3 - 10
55	Kurt Dessers	Belgium		2	14	5.270	4.480	20	1 - 13
56	Stefan Hemmert	Austria		2	14	3.970	2.270	6	8 - 6
57	Peter Porocak	Slovakia		2	14	3.570	2.320	12	6 - 8
58	Jens Dirksen	Germany		2	15	5.190	2.890	16	8 - 7

Owned FIPSeD

Time
16:28:44President of Jury
Boskovic Dragan

Ranking	Angler	Nation		Legs played	Penalties (Total)	Weight (Total g)	Weight (Best)	Pegs Sum	Penalties (1st leg-2nd leg)
59	Almantas Skeiveris	Sweden		2	15	5.000	2.800	18	5 - 10
60	Dalibor Okolić	Serbia		2	15	4.890	2.680	10	6 - 9
61	Bogdan Vuculescu	Romania		2	15	4.680	2.840	5	11 - 4
62	Roman Minzărari	Moldova		2	15	4.220	2.190	11	7 - 8
63	José Calado	Portugal		2	15	4.190	2.280	12	7 - 8
64	Hendrik De Klerk	South Africa		2	15	4.190	2.250	23	6 - 9
65	Darko Todosijević	Serbia		2	15	4.090	2.390	24	7 - 8
66	Mickaël Letschter	France		2	15	3.870	2.720	18	5 - 10
67	Bert De Mulder	Belgium		2	15	3.720	1.920	10	9 - 6
68	Giorgi Lapachi	Georgia		2	15	3.380	1.730	10	10 - 5
69	Yoann Houssais	France		2	16	5.000	3.320	19	5 - 11
70	Tibor Almasi	Slovakia		2	16	4.700	2.410	21	9 - 7
71	James O'Doherty	Ireland		2	16	4.420	2.860	20	5 - 11
72	Cristian Barberan	Spain		2	16	4.160	2.640	18	6 - 10
73	Kalin Zaprjanov	Bulgaria		2	16	3.620	2.560	19	4 - 12
74	Yevgeniy Pak	Kazakhstan		2	17	4.880	2.540	15	11 - 6
75	Stevan Cvetić	Serbia		2	17	4.670	2.390	10	7 - 10
76	Alexei Ermoliuc	Moldova		2	17	4.440	2.410	18	6 - 11
77	Paulo Azeitona	Portugal		2	17	4.420	2.780	21	13 - 4
78	Johannes Scheepers	South Africa		2	17	3.890	2.480	12	10 - 7
79	Alexey Bolotin	Kazakhstan		2	17	3.780	2.050	2	5 - 12


Owned FIPSeD






















Time
16:28:45President of Jury
Boskovic Dragan

Ranking	Angler	Nation		Legs played	Penalties (Total)	Weight (Total g)	Weight (Best)	Pegs Sum	Penalties (1st leg-2nd leg)
80	Kristian Szikonya	Slovakia		2	18	4.880	2.490	25	10 - 8
81	Rinalds Vācers	Latvia		2	18	4.180	2.320	18	10 - 8
82	Christoph Lockauer	Austria		2	18	3.760	2.590	16	8 - 10
83	David Kopinec	Slovakia		2	18	3.550	2.140	11	9 - 9
84	Mamuka Gegechkori	Georgia		2	19	4.720	2.470	20	12 - 7
85	Vladimir Ursu	Moldova		2	19	3.790	2.350	9	11 - 8
86	Evghenii Sterbet	Moldova		2	19	3.510	1.830	14	12 - 7
87	Gilberto Estima	Portugal		2	19	3.120	1.830	3	12 - 7
88	Florian Pfandl	Austria		2	19,5	5.250	3.580	14	13,5 - 6
89	Gintaras Kucinskas	Lithuania		2	19,5	3.570	1.960	12	10 - 9,5
90	Robert Liebenberg	South Africa		2	20,5	2.930	1.670	12	13,5 - 7
91	Valdemar Smykovskij	Lithuania		2	21	4.360	2.560	18	9 - 12
92	Josè Evangelista	Portugal		2	21	3.570	2.810	20	9 - 12
93	Manuel Govi	Italy		2	21	3.230	2.380	21	10 - 11
94	Dalibor Makotić	Croatia		2	21	3.190	2.380	7	8 - 13
95	Ian Hickman	Georgia		2	21	3.170	1.730	11	10 - 11
96	Tadas Ignatavicius	Lithuania		2	21	2.640	1.820	21	8 - 13
97	Theunis L. Steyn	South Africa		2	21,5	3.230	1.700	14	11,5 - 10
98	Andrei Antonov	Estonia		2	22	3.860	2.100	20	13 - 9
99	Romain Foiratier	France		2	22	3.860	1.950	5	11 - 11
100	Dražen Čokrlić	Croatia		2	22	3.840	2.500	11	9 - 13

Owned FIPSeD 	Time 16:28:46	President of Jury Boskovic Dragan
--	------------------	--------------------------------------

Ranking	Angler	Nation		Legs played	Penalties (Total)	Weight (Total g)	Weight (Best)	Pegs Sum	Penalties (1st leg-2nd leg)
101	Krasimir Nedev	Bulgaria		2	22	3.450	1.860	18	11 - 11
102	Håkan Huselius	Sweden		2	22	3.010	1.830	12	12 - 10
103	Nenad Panić	Bosnia and Herzegovina		2	22	2.740	1.530	15	13 - 9
104	Ilya Andreyev	Kazakhstan		2	23	2.890	1.900	17	11 - 12
105	Adrian Mihai Sauciu	Romania		2	23	2.870	1.890	16	9 - 14
106	Lorenzo Sinibaldi	Italy		2	23	2.780	1.740	21	10 - 13
107	Gianmarco Cappoia	Italy		2	24	4.180	2.390	13	12 - 12
108	Mato Antić	Bosnia and Herzegovina		2	24	3.230	2.170	20	14 - 10
109	Azat Baudinov	Kazakhstan		2	24	3.190	1.910	20	10 - 14
110	Kristian Ekman	Sweden		2	24	2.780	1.660	15	11 - 13
111	Armin Imamović	Bosnia and Herzegovina		2	24	2.320	1.960	18	10 - 14
112	Linas Baranauskas	Lithuania		2	24	2.260	1.220	13	13 - 11
113	Lasha Darchiashvili	Georgia		2	25,5	2.470	1.700	6	11,5 - 14
114	Radovan Vučenović	Bosnia and Herzegovina		2	26	2.860	1.660	17	13 - 13
115	Giga Gabriadze	Georgia		2	26	2.690	1.720	18	12 - 14
116	Luis Martins	Portugal		2	26	2.540	1.600	21	14 - 12
117	Mario Pokupec	Croatia		2	27	2.800	2.060	14	13 - 14
118	Radovan Jurišić	Bosnia and Herzegovina		2	27	2.800	1.600	14	14 - 13
119	Stefan Holst	Sweden		2	27	2.630	1.630	9	14 - 13
120	Nariman Omarov	Kazakhstan		2	27	1.750	1.000	19	14 - 13
121	Gábor Sipos	Hungary		1	4	2.610	2.610	4	X - 4

Owned FIPSeD 	Time 16:28:46	President of Jury Boskovic Dragan
--	------------------	--------------------------------------

Ranking	Angler	Nation		Legs played	Penalties (Total)	Weight (Total g)	Weight (Best)	Pegs Sum	Penalties (1st leg-2nd leg)
122	Christopher Lechalard	France		1	5	3.710	3.710	11	X - 5
123	Edvins Šļubovskis	Latvia		1	5	2.570	2.570	3	X - 5
124	Johan Prouvost	Belgium		1	5	2.050	2.050	6	X - 5
125	Ingo Frerichs	Germany		1	7	2.480	2.480	5	X - 7
126	Bence Szabó	Hungary		1	7	2.310	2.310	2	7 - X
127	Zoltan Földes	Slovakia		1	8	2.500	2.500	9	X - 8
128	Kamil Kwocz	Poland		1	8	2.240	2.240	8	8 - X
129	Saša Cuckić	Serbia		1	8	1.320	1.320	1	X - 8
130	Florian Hinz	Germany		1	9	1.950	1.950	6	9 - X
131	Andrea Balduini	Italy		1	9	1.790	1.790	12	X - 9
132	Martin Janečka	Czech Republic		1	9	1.600	1.600	7	X - 9
133	Vjačeslavs Strogonovs	Latvia		1	11	2.430	2.430	11	11 - X
134	Mario Casale	Italy		1	11	1.760	1.760	14	11 - X
135	Daniel Adrian Ilie	Romania		1	11	960	960	6	X - 11
136	Gilles Regourd	France		1	12	2.330	2.330	4	12 - X
137	Bart Reekmans	Belgium		1	12	1.740	1.740	12	12 - X
138	Ysbrand Visser	South Africa		1	12	1.450	1.450	9	X - 12
139	Atila Janoši	Serbia		1	12	1.380	1.380	9	12 - X
140	Tomasz Janeczek	Poland		1	12	1.340	1.340	13	X - 12
141	Fernando Martín	Spain		1	13	1.900	1.900	13	13 - X
142	Vladimir Vražić	Croatia		1	13	1.190	1.190	5	13 - X

Owned FIPSeD

Time
16:28:47President of Jury
Boskovic Dragan

Ranking	Angler	Nation		Legs played	Penalties (Total)	Weight (Total g)	Weight (Best)	Pegs Sum	Penalties (1st leg-2nd leg)
143	Marek Gergel	Slovakia		1	13	1.080	1.080	4	13 - X
144	Adrian Petrisor	Romania		1	14	1.550	1.550	5	14 - X
145	Shane Chetty	South Africa		1	14	1.410	1.410	7	14 - X
146	Martin Štěpnička	Czech Republic		1	14	1.180	1.180	13	14 - X
147	Jose Antonio Beltrán	Spain		1	14	870	870	1	X - 14
148	Arūnas Mazurkevičius	Lithuania		1	14	730	730	14	X - 14
149	Povilas Motiejunas	Lithuania		1	14	720	720	10	14 - X
150	Hrvoje Toplek	Croatia		1	14	660	660	4	X - 14

Owned FIPSeD

Time
16:28:47President of Jury
Boskovic Dragan