













11th Feeder Fishing World Championship for Nations

Kinrooi - Limburg

Date 09-10-2022

Organization Belgium Federation

TEAM FINAL RANKING

Ranking	Nation		Penalties (Total)	Weight (Total g)	Weight (g) (Best leg)	Penalties (1st leg-2nd leg)	Penalties (Anglers)
1	Serbia		71	46.820	30.580	29 - 42	1 - 2 - 10 - 3 - 13 8 - 3 - 3 - 14 - 14
2	England		73	39.900	20.540	40 - 33	10 - 4 - 8 - 14 - 4 7 - 10 - 2 - 8 - 6
3	Hungary		74,5	41.950	27.070	32 - 42,5	4 - 1 - 3 - 17 - 7 9 - 2 - 9,5 - 12 - 10
4	Czech Republic		78	40.680	25.140	32,5 - 45,5	8 - 3 - 1 - 5 - 15,5 3 - 14 - 17 - 3 - 8,5
5	Poland		78	37.680	20.490	37 - 41	11 - 5 - 5 - 11 - 5 10 - 15 - 11 - 2 - 3
6	Ireland		92,5	35.700	19.230	63 - 29,5	3 - 23 - 14 - 20 - 3 1 - 5 - 4 - 11 - 8,5
7	Romania		93	37.370	26.030	35 - 58	6 - 8 - 9 - 2 - 10 4 - 11 - 18 - 9 - 16
8	France		94	36.960	19.120	49 - 45	7 - 9 - 6 - 15 - 12 11 - 1 - 7 - 6 - 20
9	Belgium		95,5	31.670	16.090	55 - 40,5	15 - 13 - 4 - 12 - 11 17 - 6 - 9,5 - 7 - 1
10	Netherlands		104	29.060	14.830	55 - 49	14 - 7 - 15 - 13 - 6 19 - 9 - 6 - 4 - 11

Owned FIP Sed



Time
17:28:41

President of Jury

M. J. Janssens

Ranking	Nation		Penalties (Total)	Weight (Total g)	Weight (g) (Best leg)	Penalties (1st leg-2nd leg)	Penalties (Anglers)
11	Latvia		110	25.750	14.670	54 - 56	18 - 12 - 7 - 16 - 1 12 - 8 - 13 - 16 - 7
12	Spain		118	39.230	26.640	80 - 38	23 - 10 - 2 - 23 - 22 14 - 17 - 1 - 1 - 5
13	Estonia		118	27.330	14.900	65 - 53	12 - 14 - 17 - 8 - 14 5 - 4 - 21 - 10 - 13
14	Germany		128,5	26.890	15.030	60,5 - 68	13 - 15,5 - 19 - 4 - 9 2 - 19 - 12 - 18 - 17
15	Austria		144	19.660	12.940	66 - 78	19 - 6 - 23 - 10 - 8 21 - 16 - 16 - 23 - 2
16	Slovakia		145	33.040	22.790	76 - 69	22 - 21,5 - 12,5 - 1 - 19 16 - 13 - 8 - 13 - 19
17	Italy		153	22.430	12.840	72 - 81	20 - 17 - 11 - 6 - 18 18 - 22 - 5 - 21 - 15
18	Lithuania		157,5	21.710	12.210	76,5 - 81	17 - 15,5 - 20 - 7 - 17 15 - 21 - 22 - 5 - 18
19	Moldova		159,5	20.030	14.210	60,5 - 99	9 - 18 - 12,5 - 19 - 2 13 - 20 - 23 - 20 - 23
20	Portugal		162,5	16.450	8.520	95,5 - 67	16 - 20 - 22 - 22 - 15,5 6 - 23 - 19 - 15 - 4
21	South Africa		163	22.220	14.920	73 - 90	5 - 11 - 16 - 18 - 23 22 - 7 - 20 - 19 - 22
22	Sweden		168	22.460	16.950	72 - 96	2 - 19 - 21 - 9 - 21 20 - 18 - 15 - 22 - 21
23	Bulgaria		179,5	16.200	8.720	101,5 - 78	21 - 21,5 - 18 - 21 - 20 23 - 12 - 14 - 17 - 12

Owned FIPSeD



Time
17:28:41

President of Jury

Alfo Gaudis Mather



11th Feeder Fishing World Championship for Nations Kinrooi - Limburg

Date 09-10-2022

Organization Belgium Federation

INDIVIDUAL FINAL RANKING

Ranking	Angler	Nation		Legs played	Penalties (Total)	Weight (Total g)	Weight (Best)	Pegs Sum	Penalties (1st leg-2nd leg)
1	Jose Maria Macias	Spain		2	3	19.380	12.160	11	2 - 1
2	Michael Buchwalder	Ireland		2	4	7.580	5.340	8	3 - 1
3	Josef Konopásek	Czech Republic		2	6	13.960	8.000	5	3 - 3
4	Stevan Cvetić	Serbia		2	6	11.790	6.020	23	3 - 3
5	James O Doherty	Ireland		2	7	14.130	8.590	24	3 - 4
6	Marcin Kostera	Poland		2	8	4.040	2.160	12	5 - 3
7	Péter Bakó	Hungary		2	10	11.880	10.050	30	1 - 9
8	Florian Pfandl	Austria		2	10	3.940	2.380	31	8 - 2
9	Manuel Govi	Italy		2	11	10.310	5.370	26	6 - 5
10	Petr Klásek	Czech Republic		2	11	7.870	5.410	22	8 - 3
11	Adam Wakelin	England		2	11	4.110	2.200	33	4 - 7
12	Robert William Wootton	England		2	12	12.850	7.860	42	10 - 2

Owned FIP Sed



Time
17:29:20

President of Jury

M. G. Gardi - M. Albert

Ranking	Angler	Nation		Legs played	Penalties (Total)	Weight (Total g)	Weight (Best)	Pegs Sum	Penalties (1st leg-2nd leg)
13	Martin Arm	Estonia		2	12	8.550	4.820	24	8 - 4
14	Kris Elsen	Belgium		2	12	4.930	3.520	38	11 - 1
15	Janusz Lange	Poland		2	13	13.480	9.130	8	11 - 2
16	Mickaël Letscher	France		2	13	9.140	7.750	30	12 - 1
17	Yoann Houssais	France		2	13	7.960	4.560	10	6 - 7
18	Baltais Arturs	Latvia		2	13	4.200	2.660	33	1 - 12
19	Attila Erdei	Hungary		2	13,5	10.390	7.770	13	4 - 9,5
20	Wesley Wuyts	Belgium		2	13,5	7.620	5.000	20	4 - 9,5
21	Michael Vials	England		2	14	8.430	5.830	10	4 - 10
22	Prisacariu Radu Petru	Romania		2	14	3.840	2.400	24	10 - 4
23	Aleksandar Batanović	Serbia		2	15	16.450	13.440	19	1 - 14
24	Mátyás Sivák	Hungary		2	15	8.450	5.220	34	3 - 12
25	Torsten Küsters	Germany		2	15	8.040	4.410	32	13 - 2
26	Kamil Kwocz	Poland		2	15	7.230	5.460	39	5 - 10
27	Lisovskis Krisjanis	Latvia		2	15	7.210	4.330	24	7 - 8
28	Fernando Martin	Spain		2	15	4.790	3.040	16	10 - 5
29	Lee Kerry	England		2	16	9.470	5.300	23	8 - 8

Owned FIPSeD



Time
17:29:20

President of Jury

M. G. Gardi - M. Albert

Ranking	Angler	Nation		Legs played	Penalties (Total)	Weight (Total g)	Weight (Best)	Pegs Sum	Penalties (1st leg-2nd leg)
30	Saša Cuckić	Serbia		2	16	7.620	6.370	35	2 - 14
31	Marcin Kurzepa	Poland		2	16	7.460	4.920	12	5 - 11
32	Danny Van Den Ende	Netherlands		2	16	6.180	3.500	19	7 - 9
33	Nenad Petronijević	Serbia		2	16	5.670	4.360	18	13 - 3
34	Roman Pavelka Jr.	Slovakia		2	17	18.120	17.100	27	1 - 16
35	Ramon Ansing	Netherlands		2	17	9.220	5.780	21	13 - 4
36	Petrisor Adrian	Romania		2	17	7.700	4.240	25	8 - 9
37	Denis Mežennõi	Estonia		2	17	6.040	3.660	23	12 - 5
38	Ben Van Ek	Netherlands		2	17	3.010	1.660	5	6 - 11
39	Gábor Sipos	Hungary		2	17	3.010	1.640	9	7 - 10
40	Martin Janečka	Czech Republic		2	18	9.090	7.540	28	1 - 17
41	Darko Todosijević	Serbia		2	18	5.290	3.440	5	10 - 8
42	Jakub Šabata	Czech Republic		2	19	7.170	5.070	43	5 - 14
43	Bart Reekmans	Belgium		2	19	5.880	3.120	31	13 - 6
44	Benzar Zsolt	Romania		2	20	11.820	10.650	23	2 - 18
45	Arnout Van De Stadt	Netherlands		2	20	7.330	3.910	42	14 - 6
46	Elena Cristian	Romania		2	20	6.430	3.980	36	9 - 11

Owned FIPSeD



Time
17:29:20

President of Jury

M. G. Gardi - M. Albert

Ranking	Angler	Nation		Legs played	Penalties (Total)	Weight (Total g)	Weight (Best)	Pegs Sum	Penalties (1st leg-2nd leg)
47	Steven Ringer	England		2	20	5.040	3.350	21	14 - 6
48	Romain Foiratier	France		2	20	4.890	3.230	24	9 - 11
49	José Calado	Portugal		2	20	4.440	2.630	39	16 - 4
50	Christophe Cathelin	France		2	21	8.610	5.440	21	15 - 6
51	Jens Dirksen	Germany		2	21	4.030	2.510	18	9 - 12
52	Gilberto Estima	Portugal		2	21,5	3.080	1.920	29	15,5 - 6
53	Vuculescu Bogdan	Romania		2	22	7.580	6.500	5	6 - 16
54	Modestas Atmanavicius	Lithuania		2	22	6.610	5.510	28	17 - 5
55	Jürgen Ihm	Austria		2	22	5.770	4.240	22	6 - 16
56	Charlie Richards	Ireland		2	22,5	4.330	2.900	14	14 - 8,5
57	Felix Scheuermann	Germany		2	23	7.120	5.730	31	4 - 19
58	Feldmanis Niks	Latvia		2	23	4.120	2.630	12	16 - 7
59	Angel Vicente Rodriguez	Spain		2	24	11.450	9.950	41	23 - 1
60	Niclas Karlsson	Sweden		2	24	10.200	9.610	35	2 - 22
61	Martin Štěpnička	Czech Republic		2	24	2.590	1.430	19	15,5 - 8,5
62	Tolmacovs Vladislavs	Latvia		2	25	5.090	2.790	15	12 - 13
63	Mihail Burdia	Moldova		2	25	3.100	2.420	25	2 - 23

Owned FIPSeD



Time
17:29:21

President of Jury

Miguel Ángel Martínez

Ranking	Angler	Nation		Legs played	Penalties (Total)	Weight (Total g)	Weight (Best)	Pegs Sum	Penalties (1st leg-2nd leg)
64	Remigiusz Zielonka	Poland		2	26	5.470	3.880	19	11 - 15
65	Casper Willemse	South Africa		2	27	7.610	6.900	34	5 - 22
66	Maksim Tširinovič	Estonia		2	27	6.420	4.020	30	17 - 10
67	Gilles Regourd	France		2	27	6.360	5.490	20	7 - 20
68	Roger Bengtsson	Sweden		2	27	5.520	4.050	5	9 - 18
69	Peter Hašuk	Slovakia		2	27	3.650	3.020	12	19 - 8
70	Ghennadi Iani	Moldova		2	29	6.840	5.030	22	9 - 20
71	Sergejus Solomatnikovas	Lithuania		2	29	5.620	4.880	26	7 - 22
72	Frank Van Waelderren	Belgium		2	29	4.520	3.520	28	12 - 17
73	Tony Hopkins	Ireland		2	31	5.710	3.640	29	20 - 11
74	Christof Lockauer	Austria		2	31	4.450	4.000	18	10 - 21
75	Alexei Ermoliuc	Moldova		2	31	2.840	1.450	11	18 - 13
76	Roman Pavelka	Slovakia		2	31,5	3.870	2.980	26	12,5 - 19
77	Lorenzo Sinibaldi	Italy		2	32	4.420	3.310	35	11 - 21
78	Timokhin Roman	Lithuania		2	32	3.610	2.510	9	17 - 15
79	Yordanov Nedelkov Nikolay	Bulgaria		2	32	2.800	2.240	39	20 - 12
80	Robert Liebenberg	South Africa		2	33	3.240	2.950	36	11 - 22

Owned FIPSeD



Time
17:29:21

President of Jury

M. J. Gardi - M. Albert

Ranking	Angler	Nation		Legs played	Penalties (Total)	Weight (Total g)	Weight (Best)	Pegs Sum	Penalties (1st leg-2nd leg)
81	Krumov Petrov Tsvetomir	Bulgaria		2	33	2.770	1.490	17	21 - 12
82	Jens Koschnick	Germany		2	33,5	4.550	2.590	32	15,5 - 18
83	Strogonovs Vjaceslavs	Latvia		2	34	5.130	2.870	22	18 - 16
84	Jonas Jonsson	Sweden		2	34	3.560	2.130	24	19 - 15
85	Igor Psota	Slovakia		2	34,5	3.480	2.180	40	21,5 - 13
86	Theunis Steyn	South Africa		2	35	4.650	2.490	32	16 - 19
87	Stefan Hemmert	Austria		2	35	4.050	2.120	29	19 - 16
88	David Kopinec	Slovakia		2	35	3.920	3.140	35	22 - 13
89	Mikk Rohtla	Estonia		2	35	2.310	1.270	28	14 - 21
90	Georgiev Simeonov Georgi	Bulgaria		2	35,5	3.560	2.260	25	21,5 - 14
91	Iaroslav Levinta	Moldova		2	35,5	3.540	2.980	37	12,5 - 23
92	Gianmarco Cappoia	Italy		2	36	1.570	810	38	18 - 18
93	Tadas Ignatavicius	Lithuania		2	36,5	3.190	1.960	16	15,5 - 21
94	Luis Martins	Portugal		2	37	4.170	2.930	19	22 - 15
95	Antonio Manuel Barberan	Spain		2	37	1.710	1.280	20	23 - 14
96	Valentinov Yordanov Desislav	Bulgaria		2	38	4.570	2.690	26	21 - 17
97	Shane Chetty	South Africa		2	38	3.440	2.370	24	18 - 20











Owned FIPSeD



Time
17:29:21

President of Jury

Miguel Ángel Martínez

Ranking	Angler	Nation		Legs played	Penalties (Total)	Weight (Total g)	Weight (Best)	Pegs Sum	Penalties (1st leg-2nd leg)
98	Linas Paskevicius	Lithuania		2	38	2.680	1.760	15	20 - 18
99	Victor Turculet	Moldova		2	39	3.710	2.330	28	19 - 20
100	Gabriele Masini	Italy		2	39	2.920	1.810	32	17 - 22
101	Paulo Azeitona	Portugal		2	39	2.450	1.370	10	20 - 19
102	Enrique Fontan	Spain		2	39	1.900	1.500	17	22 - 17
103	Stefanov Nenchev Ognyan	Bulgaria		2	41	2.500	2.250	30	18 - 23
104	Peter Ohlsson	Sweden		2	41	1.850	1.380	24	21 - 20
105	Toby Hallström	Sweden		2	42	1.330	850	33	21 - 21
106	Christian Ojster	Austria		2	46	1.450	1.020	35	23 - 23
107	Ferenc Vidó	Hungary		1	2	5.830	5.830	11	X - 2
108	Johnny Mckinley	Ireland		1	5	3.280	3.280	14	X - 5
109	Carl Franssen	Belgium		1	7	5.320	5.320	17	X - 7
110	Shahed Nosarka	South Africa		1	7	3.070	3.070	15	X - 7
111	Alan Priidel	Estonia		1	13	1.260	1.260	18	X - 13
112	Andrei Antonov	Estonia		1	14	2.750	2.750	7	14 - X
113	Benny Mertens	Belgium		1	15	3.400	3.400	9	15 - X
114	Frank Van Der Schaft	Netherlands		1	15	2.810	2.810	6	15 - X


Owned FIPSeD



Time
17:29:21

President of Jury

Mfo Gardi - Mallet

Ranking	Angler	Nation		Legs played	Penalties (Total)	Weight (Total g)	Weight (Best)	Pegs Sum	Penalties (1st leg-2nd leg)
115	Francesco Bonifazi	Italy		1	15	1.190	1.190	15	X - 15
116	Soma Arató	Hungary		1	17	2.390	2.390	12	17 - X
117	Florian Hinz	Germany		1	17	960	960	19	X - 17
118	Ingo Frerichs	Germany		1	19	2.190	2.190	11	19 - X
119	Theo Leijrik	Netherlands		1	19	510	510	18	X - 19
120	Alessandro Cappoia	Italy		1	20	2.020	2.020	14	20 - X
121	Mário Pereira	Portugal		1	22	1.530	1.530	16	22 - X
122	Rui Pacheco	Portugal		1	23	780	780	3	X - 23
123	Rimantas Kondrakas	Ireland		1	23	670	670	1	23 - X
124	Johannes Scheepers	South Africa		1	23	210	210	2	23 - X

Owned FIPSeD



Time
17:29:21

President of Jury

Miguel Ángel Martínez